


BEAVER LIFTALL ELECTRIC CHAIN HOISTS AND TROLLEYS

BEAVER[®]

LIFTALL[®]

A cost efficient and robust hoist, the Beaver LIFTALL Electric Chain Hoists and Trolleys are the first choice when you need to lift heavy loads to a budget. The all steel construction ensures durability and strength, also having plated European load chain you know the most important component won't let you down. Beaver have invested time and money on research and development to guarantee the Beaver LIFTALL Electric chain hoists and trolleys will give you the trouble free service you demand.



- Models available in single phase 240 volts X 50Hz and 3 phase 415 volts X 50Hz.
- Capacities from 500 kg to 3000 kg in both single and 3 phase.
- Powder coated finish.
- Grade T(80) Zinc Plated, calibrated European load chain for increased resistance against corrosion and wear.
- Standard lifts of 3 and 6 metres. Custom lifts are available on request.
- Chain inspection gauge supplied with every hoist in order to self evaluate wear and tear on load chain.
- 5 pocket precision machined load sprocket for smooth action.
- Reduction gear box is totally sealed, grease filled design ensuring that all components remain lubricated.
- Zinc Plated travel limiting springs.
- Overload clutch to prevent damage from overloading.
- European electric controls (contactors and switch gear).
- IP54 Protection on electric hoist for dust and water proof protection.
- Thermal protection on hoist motor.
- Heavy duty asbestos free DC brake (for fast actuation).
- Upper and lower limit switches fitted as standard to prevent over travel.
- Contactor isolation emergency stop.
- 24 Volt control via IP65 European pendant for increased safety.
- Pendant control suspended by external wire rope (Strained Wire).
- Sealed swivel bearing in bottom hook for 360° operation.
- Heavy duty cast safety latches fitted to Top and bottom hook on all models.
- High duty cycle (up to 40% ED on 3 phase models).
- Chain containers on all hoists.
- Comprehensive instruction manual, including wiring diagrams and parts breakdown, supplied with every hoist.
- Test Certificate supplied with every hoist confirming that it is tested to AS 1418.2
- Radio controls and special options available on request.
- Electric trolley model type: available to suit a wide range of beam widths.

MATERIALS HANDLING

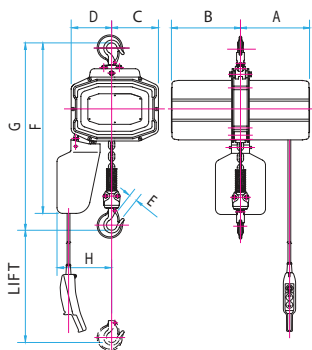
BEAVER LIFTALL ELECTRIC HOISTS

Model Type: BEL. 415volt 50Hz (Three Phase Models) Complies to AS 1418.2

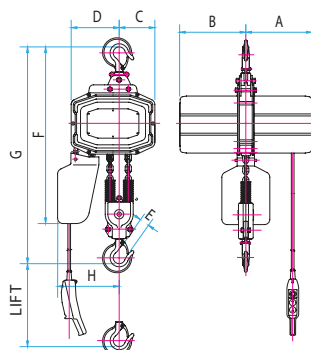
Product Code	Rated Capacity (kg)	Lift Height m	Lifting Speed m/min 50Hz	Hoist Motor Single Phase			Load Chain		Test Load Tonne	Min. Headroom G mm Max.	Min. Weight (kg) Approx.	Std Pendant Length m
				Output (kw) 50Hz	Ins Class	% ED	Dia. mm	No. of falls				
BEL2053S	500	3	6.3	0.8	F	40	7.0	1	0.625	545	64	2
BEL2056S	500	6	6.3	0.8	F	40	7.0	1	0.625	545	68	5
BEL2103S	1000	3	6.3	1.6	F	40	7.0	1	1.25	595	65	2
BEL2106S	1000	6	6.3	1.6	F	40	7.0	1	1.25	595	69	5
BEL2203SD	2000	3	3.2	1.6	F	40	7.0	2	2.5	700	72	2
BEL2206SD	2000	6	3.2	1.6	F	40	7.0	2	2.5	700	79	5
BEL2303ST	3000	3	2.1	1.6	F	40	7.0	3	3.75	790	80	2
BEL2306ST	3000	6	2.1	1.6	F	40	7.0	3	3.75	790	90	5

Product Code	Rated Capacity (kg)	Major Dimensions Approx. mm						
		A	B	C	D	E	F	H
BEL2053S	500	249	249	168	146	25	565	195
BEL2056S	500	249	249	168	146	25	565	195
BEL2103S	1000	249	249	168	146	30	614	195
BEL2106S	1000	249	249	168	146	30	614	195
BEL2203SD	2000	249	249	180	134	33	665	235
BEL2206SD	2000	249	249	180	134	33	665	235
BEL2303ST	3000	249	249	180	134	41	760	360
BEL2306ST	3000	249	249	180	134	41	760	360

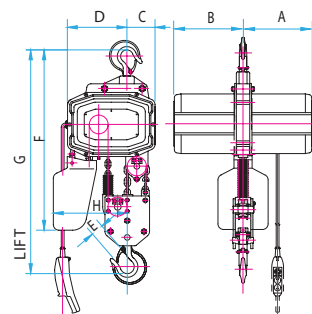
Longer lift heights are available on request. Pendant length is 1 metre less than lift height (as Standard). All hoists supplied with top suspension hook. IP 54 rating on all hoists.



500kg & 1,000kg - Single Fall



2,000kg - Double Fall



3,000kg - Triple Fall